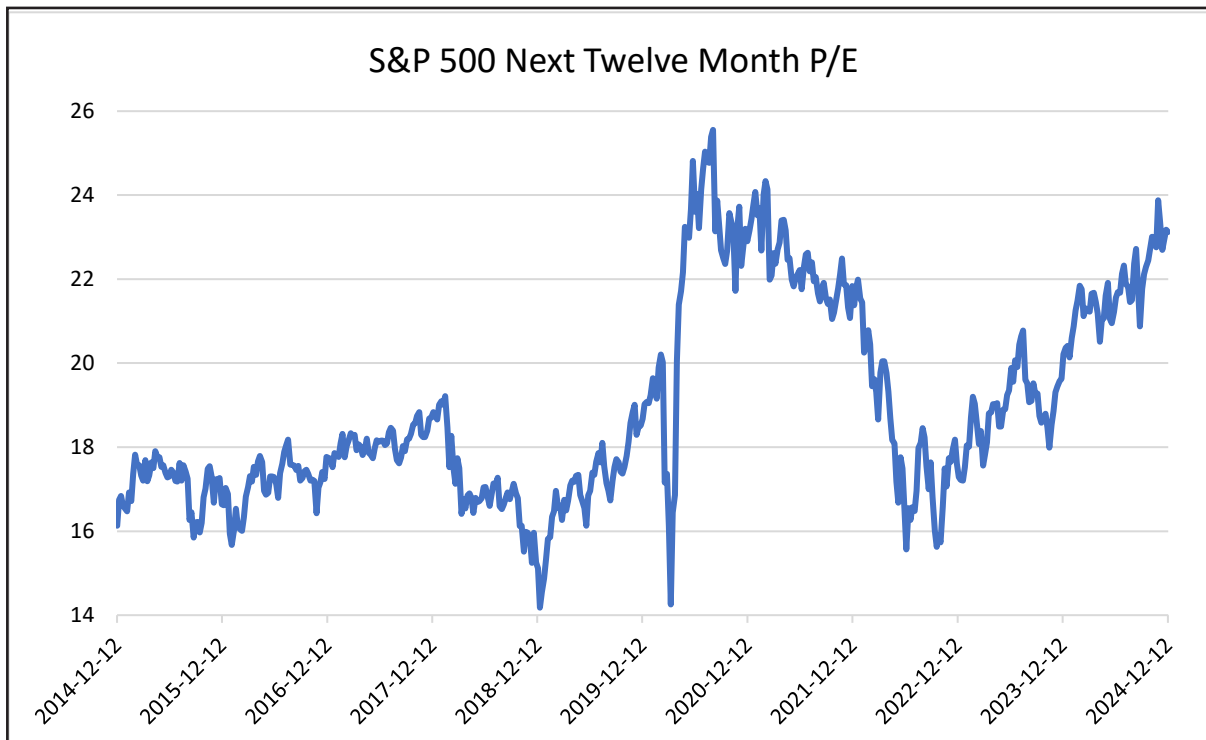
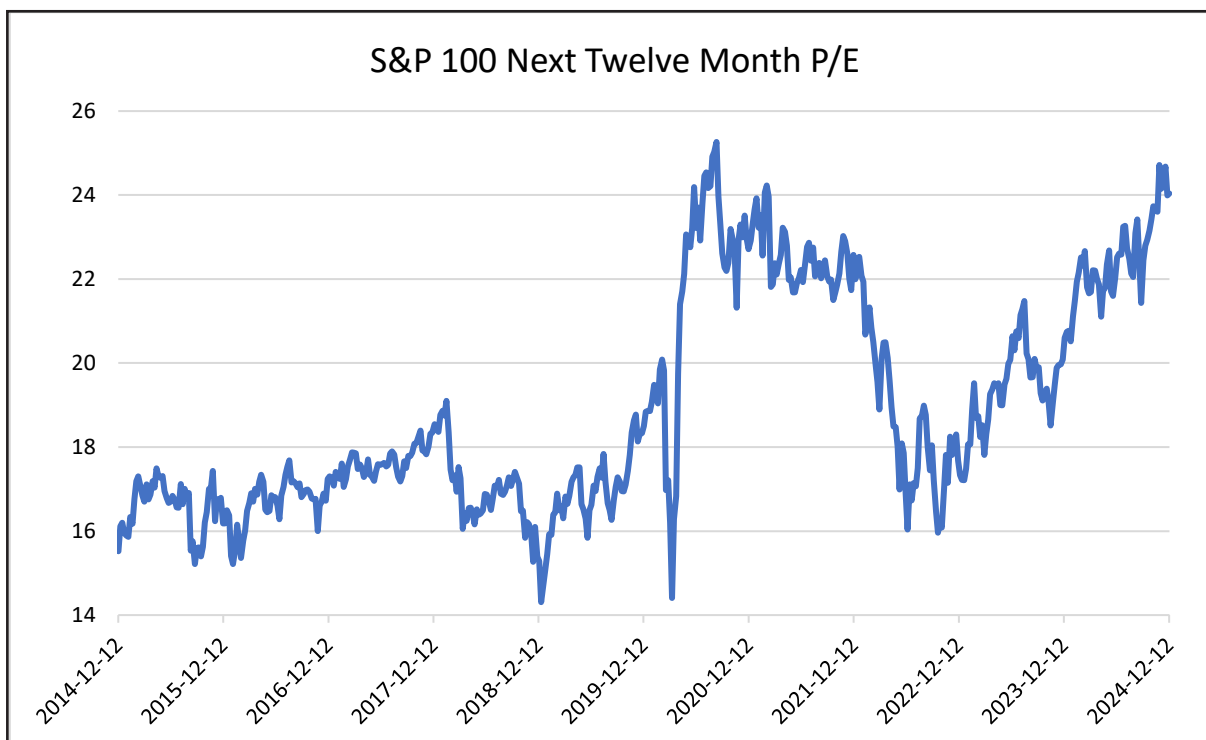


**Does a fundamental level of valuation matter?**

The S&P 500 is up about 27% year to date (at the time of writing). Investors continue to pay more and more for their favorite stocks (multiples continue to expand). Indeed, 2024 was a year characterized by ongoing positive fund flows from passive investors resulting in more demand for large cap stocks (without regard for valuation) and expensive stocks becoming extremely expensive in many cases. As an example, the S&P 100 and S&P 500 saw their next-twelve-month earnings multiples expand by 16% and 13%, respectively (charts below).



Source: Bloomberg, as at December 12th



Source: Bloomberg, as at December 12th

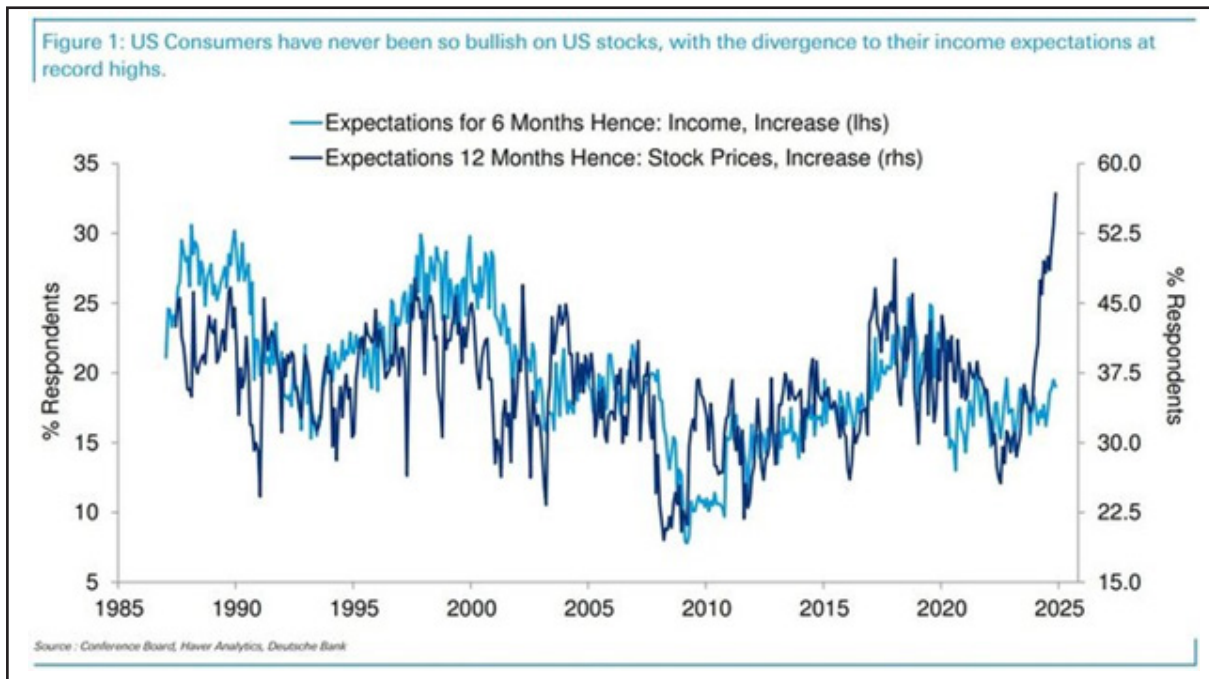
**Where does this all lead us for 2025?**

We know that 2023 and 2024 were years when the stock market benefitted from strong valuation multiple expansion, supported by continued economic growth in the U.S. We also know that environments of strong multiple expansion can always reverse when fund flows reverse, or when the economy weakens, so we think that the downside skew today is greater under a negative scenario.

The Canadian economy remaining weak through 2025 seems probable. We know that even with rates now lower, 2025 and 2026 should cause the maximum mortgage refinancing pain for consumers and likely forces many to review their spending habits. We also know that lower population growth in Canada is a large headwind vs. the tailwind that is has been in the last 2 years. Capital investment into Canada is undoubtedly required to catch up to population growth, but this capital investment is at odds with federal policies which appear fairly 'anti-growth' to us.

**A Ticking Stinkbomb?**

As of the time of writing, "Fartcoin" has a market cap of around \$915 million US dollars.<sup>1</sup> To us, this is more evidence of a peak, rather than a trough in the market. The attitudes of retail investors in the market are fueled by greed rather than fundamentals. As seen in the chart below, over 56% of consumers are expecting stock prices to rise over the next twelve months, this is a record, after a record run in the markets (i.e. investors are confident at a record level).



Source: Conference Board, Haver Analytics, Deutsche Bank

At the same time as we have seen this meteoric rise in the S&P 500, insiders have also quietly sold their positions at a record pace, [see image here](#). It seems as if the only market participants who care about valuations are the insiders of those same stocks that have become exceptionally overvalued (at least in our opinion) with record high valuations for many of them. They are the only ones who seem to be taking money off the table.

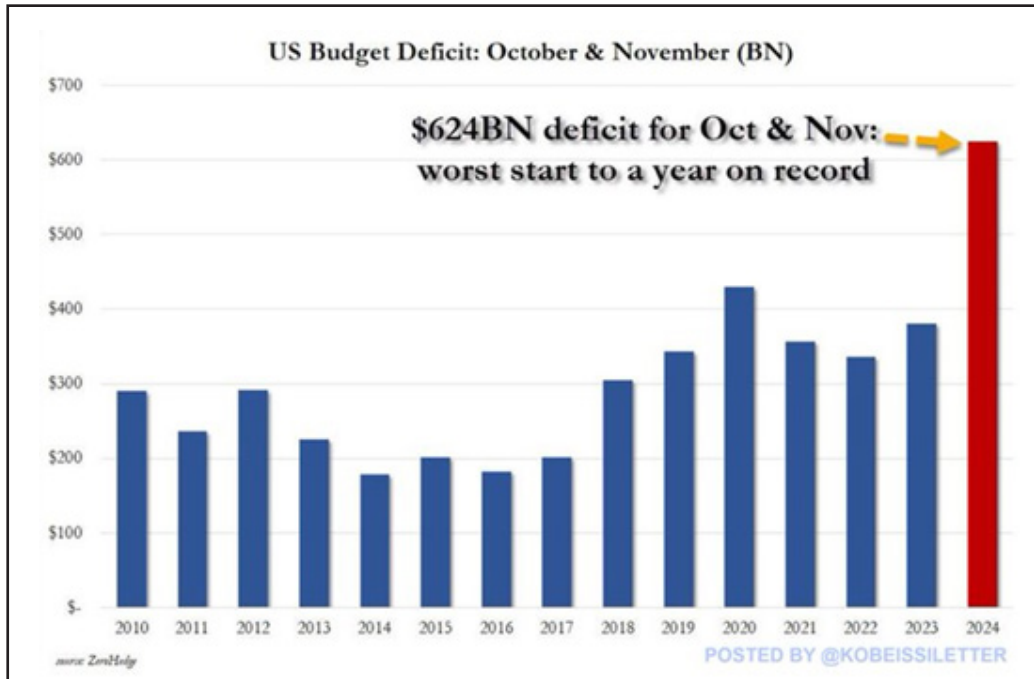
Today, the earnings yield (inverse of the P/E ratio) of the S&P 500 is barely above the 10-year US treasury yield.<sup>2</sup> That means that investors can earn almost the same rate of returns in risk-free treasuries as they can in the stock market excluding earnings growth. This spread has not been this tight since the dot com bubble.<sup>3</sup> Part of the reason that stocks have been trading at such egregious multiples has been due to very high flows coming from passive strategies (ETFs).

<sup>1</sup> Coinmarketcap.com – accessed December 17th, 2024

<sup>2</sup> [https://www.wsj.com/finance/stocks/why-this-frothy-market-has-me-scared-295c07c3?mod=itp\\_ws,djemITP\\_h](https://www.wsj.com/finance/stocks/why-this-frothy-market-has-me-scared-295c07c3?mod=itp_ws,djemITP_h)

<sup>3</sup> [https://www.wsj.com/finance/stocks/why-this-frothy-market-has-me-scared-295c07c3?mod=itp\\_ws,djemITP\\_h](https://www.wsj.com/finance/stocks/why-this-frothy-market-has-me-scared-295c07c3?mod=itp_ws,djemITP_h)

Government spending has been at a record high, which has bolstered the earnings growth of these same businesses whether it be through government spending or in the form of stimuli. The US deficit is running 50% higher already in the new fiscal year (chart below). A Crazy number. You have to see it to believe it. Obviously, this situation is 100% unsustainable.

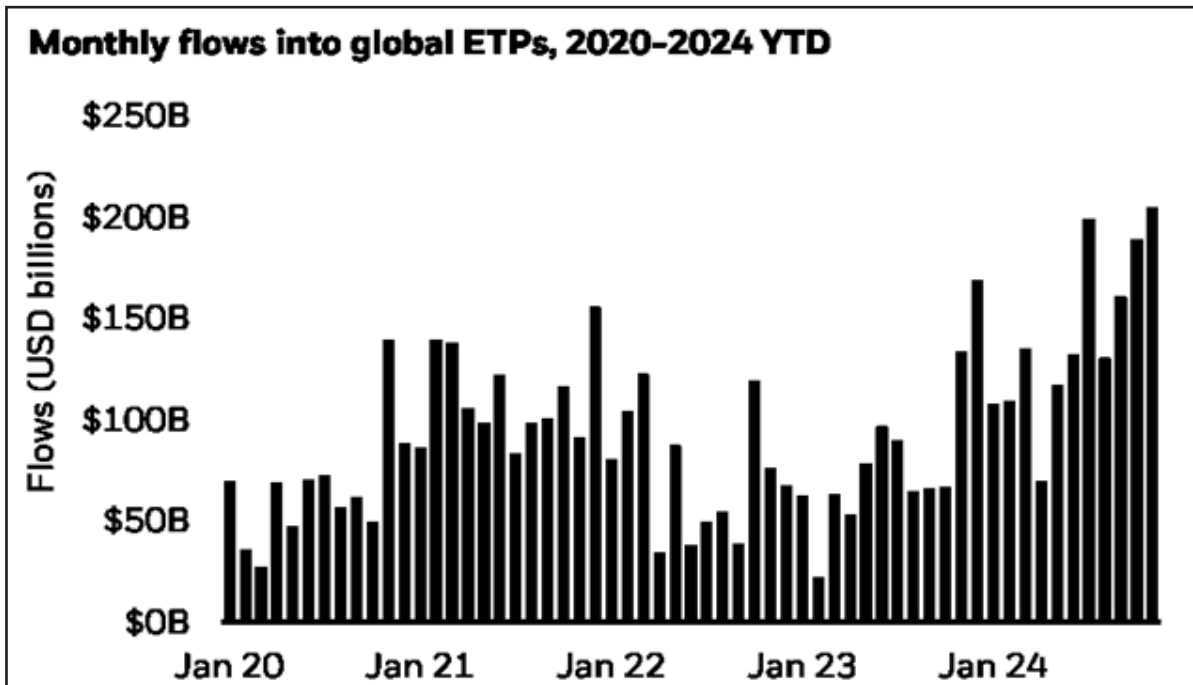


However, we believe that once Trump is inaugurated and Elon Musk is given the reigns to influence the President through his D.O.G.E (Department of Government Efficiency), government spending should drop dramatically.

While you may get exhausted of hearing us sound the alarm monthly on the impending doom that awaits, it is hard for us to not be worried given the overwhelming signs of a bubble. For example, the S&P 500's market cap is now 46% of the world's GDP, an all-time high, nearly eight percent higher than the dot com bubble.



This has been exacerbated by the increasingly growing inflows into US equity ETFs, as alluded to above. November, as per BlackRock, saw the largest monthly inflow in history so far, we wouldn't be surprised if this record was broken again very shortly.



Source: BlackRock

**None of this is normal, and it certainly is not sustainable forever, and this leads us to remain abundantly cautious on the markets.**

### Portfolio Positioning

We have continued to position ourselves more defensively with shorts and puts having increased on the margin. We know that being early could be dangerous but we also aim to put money to work where we think the risk/reward is attractive and for us that shows up on the short side at this point.

We still view Canadian exposed names as having unique risk related to the weakness that we see here at home in Canada. The crashing CAD dollar is a sign that all is not well.

Jean Francois Tardif  
President & Portfolio Manager  
Timelo Investment Management Inc.

For more information please contact:  
**Timelo Investment Management Inc.**

647-725-2865  
Info @riskreward.ca

372 Hollandview Trail Suite #305  
Aurora ON L4G 0A5

The information enclosed is for informational purposes only and is neither an offer to sell nor a solicitation of an offer to purchase any security and may not be relied upon for investment purposes and may not be construed as an offering document. This information is inherently limited in scope and does not contain all of the applicable terms, conditions, limitations, exclusions and risks of the investment described herein. The Timelo Strategic Opportunities Fund (the "Fund") is available only to qualified investors in Canada. Potential qualified investors should read the Fund's offering memorandum carefully prior to investing.

All performance data contained represents past performance. The Fund's returns are not guaranteed and past performance may not be repeated. An investment in the Fund may be subject to commissions, trailing commissions, management fees and expenses. The posted rates of return are net of all fees and expenses and are the historical monthly compounded total returns of the share class indicated but do not take into account possible sales or redemption charges or income taxes payable.

The Fund has an opportunistic investment mandate. Therefore the Fund's composition can differ significantly from the S&P/TSX Composite Total Return index due to varying fund net exposure and the Fund's ability to invest in stocks not in the S&P/TSX Composite Total Return index. Timelo has listed the S&P/TSX Composite Total Return index as a benchmark because it is widely known, followed, and well-understood as a benchmark by Canadian investors. Readers should note that the S&P/TSX Composite Total Return index does not include operating charges, transaction costs, nor expenses related to an account's investments which may affect comparisons between performance.

As you're aware our offering memorandum provides that we may cover/sell all stocks mentioned in this report if we feel it is advisable to do so at any time.